



Contents

01 / **Work alone**

Creating new boundaries with existing desks
Individual zones for focused work

02 / **Meet**

Designing spaces to interact with others safely

03 / **Welcome and relax**


Creating places for working and collaborating safely

04 / **Organise traffic**

Creating zones and clear, safe pathways

05 / **Health and wellbeing**

Promoting and championing health and safety at work



How to ensure a pleasant return to a safe workplace?

Tomorrow's workplace will be one that reflects everything we have learnt during the pandemic, including the fact that flexible, hybrid working is here to stay. However, it's crucial that we reimagine the way offices work and function as we slowly start returning to them.

Whilst working remotely has its perks, nothing compares to meeting people and building real, face to face connections with one another. Our goal is to help you rethink your workplace's design so that time spent in the office is geared towards collaboration and generates high quality, meaningful interactions that are as safe as they are productive and engaging.

Even the smallest adjustments can make a big difference – it's all about rethinking how to use the space you have.

We have solutions and ideas for spaces of any size. Tétris is here to help you refresh your office into a destination employees are excited to return to and are comfortable in.

“Our relationship to office work has **changed.**”

66%

of employees expect to work from **different locations** after the pandemic

50%

of employees want to work **both in the office and remotely**





01/
Work alone




Individual, focused work

How to create new boundaries
with existing desks and seating.

- | Acoustic solutions and considerations
- | Surfaces that are easy to sanitise
- | Eco-friendly cardboard solutions



Acoustic solutions



Translucent solutions

Easy to Clean Surface





Eco-friendly cardboard
solutions


100% recyclable



Open cabins

Individual zones for focused work.

- | Open cabins
- | Closed cabins
- | Auto-isolated desks, fixed or mobile
- | 1 to 1 meeting booths






Closed cabins



Auto-isolated desks





1 to 1 meeting booths





02/ Meet



Meet

Interacting with each other takes several forms; you **learn, innovate, meet, and even eat!**

How to design spaces that allow for safe interactivity and collaboration.


- Unusual shapes and spaces
- Use small, open settings
- Mobile solutions
- Utilise multifunctional spaces




Unusual shapes
and spaces



Small, open settings





Agile spaces





03/
Welcome and relax




Welcome and relax

Lounges, receptions and relaxation areas are an asset to any workplace.

Create places for informal meetings and individual downtime to promote wellbeing.

- | Individual seating
- | Spaces that promote focused work or relaxation
- | Dynamic shapes and spaces
- | Specific zones and areas with social distancing




Focused work
and relaxation





Zones for social distancing

Physical separation






04/ Organise traffic



Organise traffic

How to create safe circulation areas and new work activity spaces and boundaries.

- | Free-standing partitions with sound-absorbing elements
- | Whiteboards and surfaces that can be written on for collaboration
- | Plants and other biophilia
- | Private yet open alcoves for quiet time or to meet others
- | Multifunctional storage solutions



Freestanding solutions




Whiteboards






Plants and biophilia

Private and open alcoves





Multifunctional storage



05/
Health and wellbeing



Health and wellbeing

How to promote and champion health and safety at work.


- | Desks with adjustable heights to allow for sitting or standing by adding accessories that provide sit/stand solutions on existing desks
- | Individual storage solutions with easy to clean surfaces and contactless open/close functions
- | Ensure staff have the right tools:
 - Tools for clean desk policy
 - Protections
 - Induction boxes for charging
 - Easy to clean seats



Height-adjustable desks



Individual storage





Tools for each employee

Easy to clean chairs



Antibacterial fabric



Get in touch

Betty Surgis
Head of Furniture Solutions, EMEA
+33 (0) 678 23 17 03
bsurgis@tetris-db.com

tétris

tetris-db.com

© 2021 Tétris. All rights reserved. The information contained in this document is proprietary to Tétris and shall be used solely for the purposes of evaluating this proposal. All such documentation and information remains the property of Tétris and shall be kept confidential. Reproduction of any part of this document is authorised only to the extent necessary for its evaluation. It is not to be shown to any third party without the prior written authorisation of Tétris. All information contained herein is from sources deemed reliable; however, no representation or warranty is made as to the accuracy thereof.